




# Developed by the West Bloomfield Township Public Library

# January 2020 Early Elementary Literacy

Help your child develop literacy skills and Grow Up Reading™. Enjoy a fun family activity each day that helps teach important skills for reading success.



SUNDAY	MONDAY	TUESDAY	WEDNESDAY	THURSDAY	FRIDAY	SATURDAY
  <p>© the West Bloomfield Township Public Library www.growupreading.org</p>			<b>1 Vocabulary</b> <i>Play the Antonyms Game. One person says a word and the other says a word with the opposite meaning.</i>	<b>2 Phonemic Awareness</b> <i>Make up silly sentences using words that begin with the same sound. Example: Six snails went sailing.</i>	<b>3 Comprehension</b> <i>Read a book together. Write a letter to the author about your favorite part of the book.</i>	<b>4 Phonemic Awareness</b> <i>Take turns identifying the beginning, middle, and ending sounds in a word.</i>
<b>5 Vocabulary</b> <i>Take turns choosing a "word of the week". Encourage every family member to use the word often.</i>	<b>6 Comprehension</b> <i>Read a page from an information book. Discuss the main idea.</i>	<b>7 Phonics</b> <i>Play Letter Blend Beanbag Toss. (See the back for details.)</i>	<b>8 Vocabulary</b> <i>Visit a special place. Talk about everything that you see. Continue to use any new words that you learned.</i>	<b>9 Fluency</b> <i>Write the sight words in the snow.</i>	<b>10 Phonemic Awareness</b> <i>Play a game of I Spy with sounds. "I spy something that starts with /mmm/."</i>	<b>11 Phonics</b> <i>Take turns saying words that rhyme.</i>
<b>12 Fluency</b> <i>Visit the Main Library for our Read to a Dog program at 1PM.</i>	<b>13 Vocabulary</b> <i>Take turns acting out vocabulary words and having the other person guess the word.</i>	<b>14 Comprehension</b> <i>Read two books on the same topic. How are they similar and different?</i>	<b>15 Fluency</b> <i>Write out the sight words on a balloon. Toss the balloon, and read the sight word that's on top when you catch it.</i>	<b>16 Phonics</b> <i>Visit the Library and choose a book from the Flip-a-Word series.</i>	<b>17 Phonemic Awareness</b> <i>Take turns with one person saying a word and the other naming the beginning sound.</i>	<b>18 Vocabulary</b> <i>Have a family game night featuring vocabulary-themed board games.</i>
<b>19 Vocabulary</b> <i>Take a walk through a special place. How many items can you find that start with the letter P?</i>	<b>20 Comprehension</b> <i>Before reading a book, talk about what you already know on that topic.</i>	<b>21 Phonemic Awareness</b> <i>Take turns where one person says a word and the other claps once for each sound. Example: sled=sl-e-d.</i>	<b>22 Phonics</b> <i>Have a Vowel Scavenger Hunt. (See the back for details.)</i>	<b>23 Fluency</b> <i>Play a game of Go Fish using sight words. (See the back for details.)</i>	<b>24 Comprehension</b> <i>Read a book together. Who were your favorite and least favorite characters?</i>	<b>25 Fluency</b> <i>Establish a family reading time at home.</i>
<b>26 Fluency</b> <i>Play Sight Word Bingo. (See the back for details.)</i>	<b>27 Comprehension</b> <i>Before reading a new book together look at the cover and make predictions about the story.</i>	<b>28 Fluency</b> <i>Read the same passage from a book with different emotions. ex. happy, sad, angry</i>	<b>29 Comprehension</b> <i>Read a story together. Retell the beginning, middle, and end in your own words.</i>	<b>30 Fluency</b> <i>Practice reading the sight words with a Word Hunt game. (See the back for details.)</i>	<b>31 Phonemic Awareness</b> <i>Put 5 items into a bag. Take turns pulling an item out and naming words that rhyme with that item.</i>	

## Books to read this month:

*Frog Jog* by Harriet Ziefert

*Tractors* by Mary Lindeen

*Mammal Babies* by Catherine Veitch

*Skate Trick* by Anastasia Suen

*I Am Invited to a Party!* by Mo Willems



## Elements of Reading:

**Phonics** – The relationship between letters and the individual sounds in spoken language.

**Phonemic Awareness** – Phonemes are the smallest units which make up spoken language. Phonemic awareness refers to a person's ability to manipulate phonemes in syllables and words.

**Fluency** – The ability to read with appropriate speed, accuracy, and proper expression.

**Vocabulary** – Students with a strong vocabulary have an easier time understanding what they are reading.

**Comprehension** – The ability of a person to understand what s/he is reading.

been	were	fast
those	after	going
which	an	their

## Sight Word Bingo:

Both players should write out nine of the sight words on sticky notes, and stick them on a flat surface to make a Bingo grid. Players can take turns reading a word from the list, while both players place markers on their sticky notes when that word is called. The first player to fill in a row with their markers shouts "Bingo".


## Word Hunt

Prepare two sets of index cards with one sight word per card. Hide the cards from one set in various places throughout your house or yard. Give your child the other set and have them search for the hidden cards and put matching words together.

## Sight Words for January:

after, an, were, of, going, always, been, fast, those, their, which

For additional sight words, contact your child's teacher or visit this website: [www.sightwords.com/sight-words/dolch](http://www.sightwords.com/sight-words/dolch)



## Letter Blend Bean Bag Toss

Take 10 sheets of white paper and write a letter blend on each. (ch, th, sh, wh, bl, pl, br, ing, tion, str) Set them on the floor. Take turns tossing a bean bag onto them and sounding out the letter blend that the bean bag lands on.



## Vowel Scavenger Hunt

Prepare a set of index cards with vowels, one vowel per card: a, e, i, o, u, y. Have your child pick a card. Pronounce the different sounds that the vowel makes together. Ask your child to find an item in your house that begins with that sound. Continue the game by choosing additional cards.

## Sight Word Go Fish

Create two sets of index cards featuring the sight words, with one word per card. Give each player five cards. The first player should ask "Do you have any \_\_\_\_\_?" If the other player has it they should give it to that player. If not, they should say "Go fish" and the first player fishes for another card.

## Vocabulary Words for January:

bathtub, branch, case, dart, food, digging, row, stage, restless, straw, spider, sharp

For additional vocabulary words, contact your child's teacher or visit this website: [www.vocabulary.com/lists/1599950](http://www.vocabulary.com/lists/1599950)

Early Elementary Literacy Calendar developed by the West Bloomfield Township Public Library



The nation's highest honor for libraries.



**MAIN LIBRARY**  
4600 Walnut Lake Road  
(248) 232-2250  
Fax: (248) 232-2251  
TTD (248) 232-2292

Email: [wbyouth@wblib.org](mailto:wbyouth@wblib.org)  
Text: (248) 648-3368

**WESTACRES BRANCH**  
7321 Commerce Road  
(248) 363-4022  
Fax: (248) 363-7243

**ONLINE LIBRARY**  
Open 24 hours every day  
[www.westbloomfieldlibrary.org](http://www.westbloomfieldlibrary.org)

**HOURS OF SERVICE:**  
Monday-Thursday 9 AM – 9 PM  
Friday & Saturday 9 AM – 6 PM  
Sunday (Main) (School year) Noon – 8 PM  
(Summer) Noon – 5 PM  
Sunday (Westacres) (Year round) Noon – 5 PM

